

THE STUDENT ACTIVITY CENTER

BY DIEGO LOPEZ

CLASS: INTRO TO ARCHITECTURE



INTRODUCTION

- **WHEN I THOUGHT OF DESIGNING THE STUDENT ACTIVITY CENTER FOR THE TECH CAMPUS, I HAD TO PRINT OUT A MAP OF THE CAMPUS TO SEE WHAT IT LOOKED LIKE AND WHERE THE NEW BUILDING WOULD BE LOCATED. ON THE RIGHT IS A PRINTED MAP OF THE TECH CAMPUS AND THE PROPOSED AREA.**

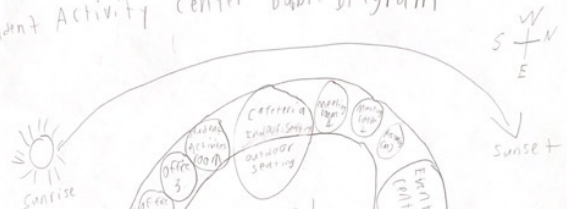


STEP 1: CREATING A BUBBLE DIAGRAM

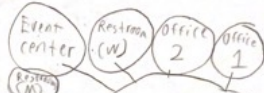


THE FIRST THING I DID WAS CREATE A SERIES OF BUBBLE DIAGRAMS TO SEE WHAT WAS THE BEST SHAPE FOR CREATING THIS NEW BUILDING. AFTER A PROCESS OF SKETCHING IDEAS, I CREATED A SET OF SIX BUBBLE DIAGRAMS FOR THE STUDENT ACTIVITY CENTER. YOU WILL SEE THEM IN THE NEXT SLIDE.

Student Activity Center Bubble Diagram



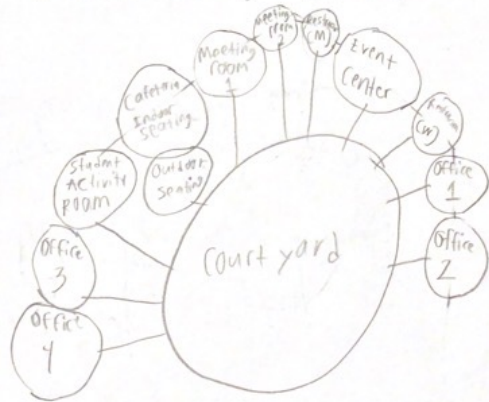
Student Activity Center Bubble Diagram #2



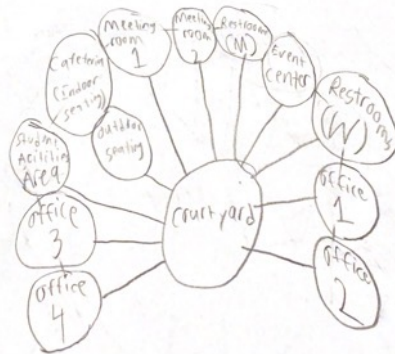
Student Activity Center Bubble Diagram #3



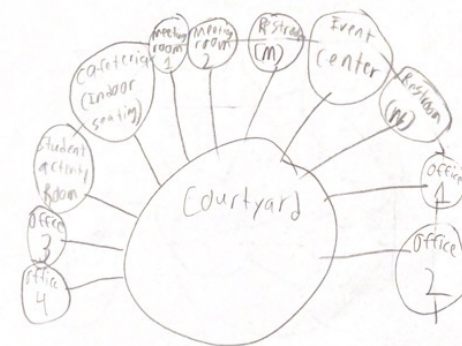
Student Activity Center Bubble diagram #4



Student Activity Center Bubble Diagram #5

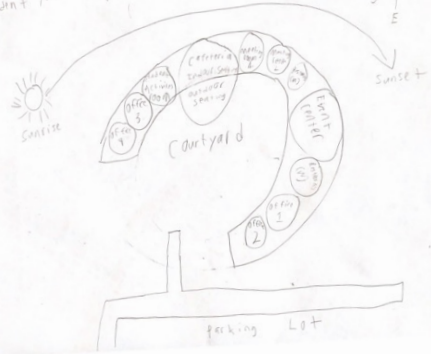


Student Activity Center Bubble Diagram #6



**AFTER THAT, I NEEDED TO
CHOOSE FOUR POSSIBLE
DIAGRAMS. SO THE FOUR
FINALISTS ARE...**

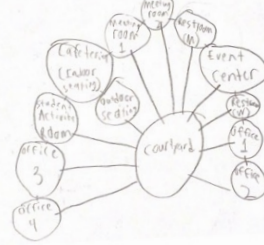
Student Activity Center Bubble Diagram



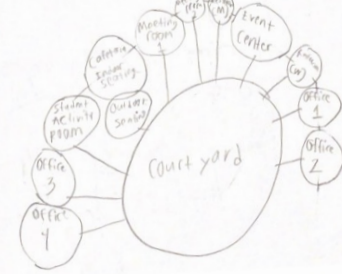
Student Activity Center Bubble Diagram #2



Student Activity Center Bubble Diagram #3



Student Activity Center Bubble diagram #4



DIAGRAMS 1, 2, 3, AND 4!





STEP 2: MODELING AND SKETCHING



**NOW THAT I HAVE MY FOUR POSSIBLE OPTIONS, I NEEDED TO CRAFT
FOUR MODELS OF THE SAID DIAGRAMS AND PHOTOGRAPH THEM FROM
DIFFERENT ANGLES.**





MODEL #1

AS YOU CAN SEE FROM THE FIVE PICTURES ON THE RIGHT, THE ARC SEEMS TO HAVE AN INTERESTING APPEARANCE ON THE BASE. I WONDER HOW IT WOULD LOOK ON CAMPUS? (NOTE: MY APOLOGIES FOR NOT MAKING A ROOF AS I FOUND IT TO BE DIFFICULT TO CREATE ONE ON A ROUND BUILDING.)





MODEL #2

FOR THE RECTANGLE, WHILE IT DOESN'T LOOK TOO BAD, I FEEL THAT IT WOULD BLEND IN A LITTLE TOO MUCH WITH THE OTHER BUILDINGS ON CAMPUS. I WANT SOMETHING THAT WOULD STAND OUT FROM THE OTHERS.



MODEL #3

**FOR THE TRIANGLE, I BELIEVED THAT IT
LOOKED MORE LIKE AN ELEMENTARY SCHOOL
BUILDING THAN A STUDENT ACTIVITY
CENTER.**



MODEL #4

**FOR THE PENTAGON, I THINK IS A COOL
DESIGN BUT**

